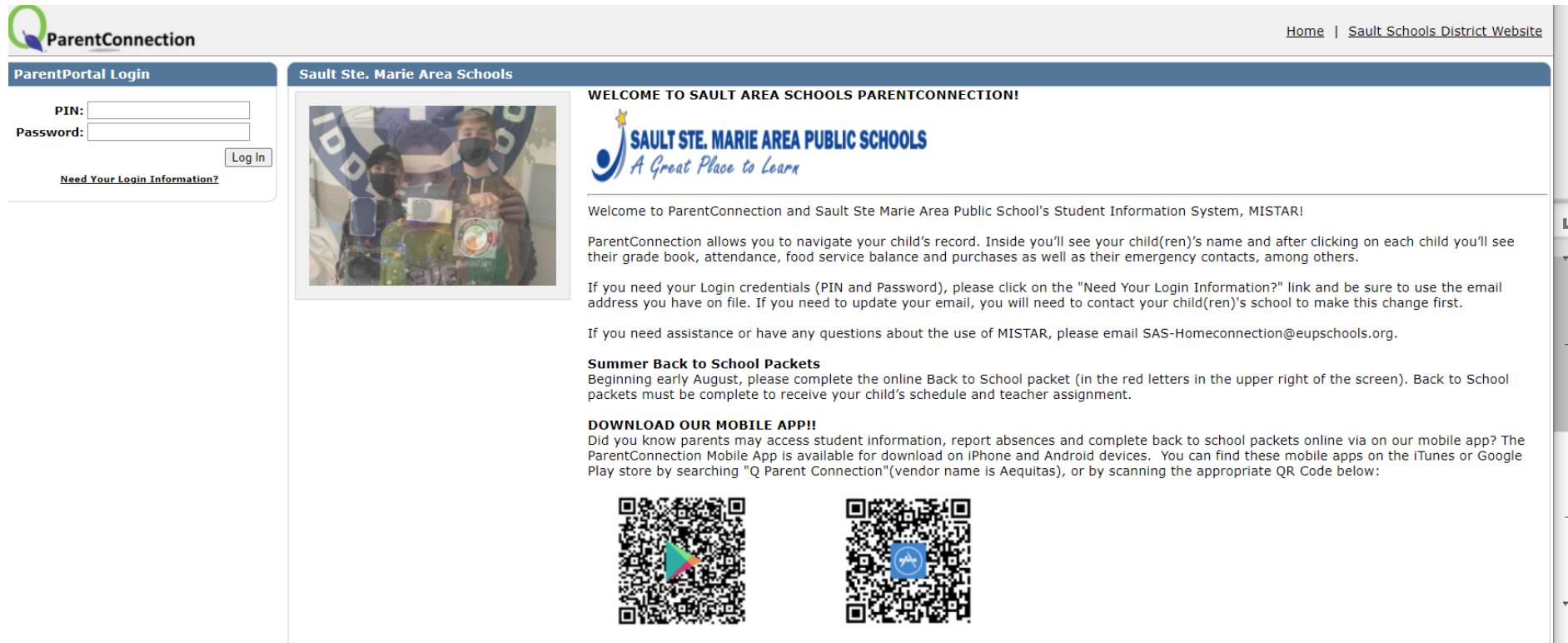


IMPACT AID

How to complete this form in the Parent Portal

Step 1:

Log in to your Parent Portal by going to <https://mistar.oakland.k12.mi.us/saultschools/ParentPortal/> or by using the *Q ParentConnection App* on a mobile device. If you do not know your PIN and/or Password, please email sas-homeconnection@eupschools.org.



ParentConnection Home | [Sault Schools District Website](#)

ParentPortal Login


PIN:

Password:

[Need Your Login Information?](#)

Sault Ste. Marie Area Schools

WELCOME TO SAULT AREA SCHOOLS PARENTCONNECTION!



SAULT STE. MARIE AREA PUBLIC SCHOOLS
A Great Place to Learn

Welcome to ParentConnection and Sault Ste Marie Area Public School's Student Information System, MISTAR!



ParentConnection allows you to navigate your child's record. Inside you'll see your child(ren)'s name and after clicking on each child you'll see their grade book, attendance, food service balance and purchases as well as their emergency contacts, among others.

If you need your Login credentials (PIN and Password), please click on the "Need Your Login Information?" link and be sure to use the email address you have on file. If you need to update your email, you will need to contact your child(ren)'s school to make this change first.

If you need assistance or have any questions about the use of MISTAR, please email SAS-Homeconnection@eupschools.org.

Summer Back to School Packets
Beginning early August, please complete the online Back to School packet (in the red letters in the upper right of the screen). Back to School packets must be complete to receive your child's schedule and teacher assignment.

DOWNLOAD OUR MOBILE APP!!
Did you know parents may access student information, report absences and complete back to school packets online via on our mobile app? The ParentConnection Mobile App is available for download on iPhone and Android devices. You can find these mobile apps on the iTunes or Google Play store by searching "Q Parent Connection"(vendor name is Aequitas), or by scanning the appropriate QR Code below:



This is the Q ParentConnection app logo.



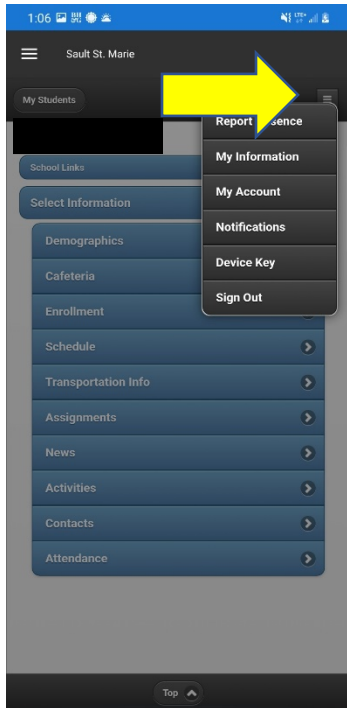
IMPACT AID

How to complete this form in the Parent Portal

Step 2:

Once you have logged in, Select **My Information**.

If you are using the mobile device app, please select the black box with 3 lines that is located in the right-hand corner. Then select **My Information**.



ParentConnection

Welcome [Redacted] Signed In: Monday, October 25, 2021 at 3:37 PM

[Report Absence](#) | [My Information](#) | [My Account](#) | [Notifications](#) | [Help](#) | [About](#) | [Sign Out](#)

Student Name	Grade	School Name	School Year	Birth Date	Ad	Counselor
[Redacted]	7	Sault Area Middle School (MS)	2021-2022	3/31/2009	Un[Redacted]	Dale, Becky
[Redacted]	4	Lincoln School (EL)	2021-2022	7/7/2011	Gib[Redacted] Tammi	

Close



Please Make a Selection


IMPACT AID


How to complete this form in the Parent Portal

Step 3:

Select **Register Now** (next to your student's name).

If you have multiple students enrolled at Sault Area Public Schools, please complete an Impact Aid Form for each student.

Return to Parent Portal Main Screen 	Information Review
+ Contact: [REDACTED]	Register Now
+ Parent/Guardian Verification	
+ Contact: [REDACTED]	Register Now
+ Parent/Guardian Verification	
+ Student: [REDACTED]	Register Now
+ Upload Documents	
+ Impact Aid	
+ Title VI Ed 506 Student Eligibility Verification	
+ Student: [REDACTED]	Register Now
+ Upload Documents	
+ Impact Aid	
+ Title VI Ed 506 Student Eligibility Verification	



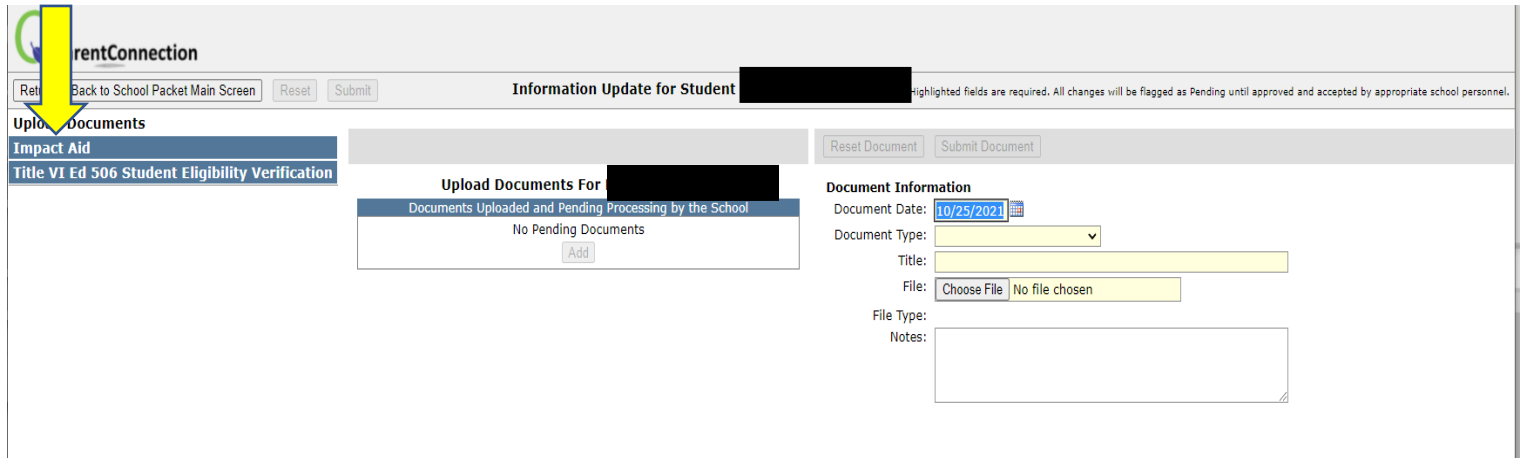
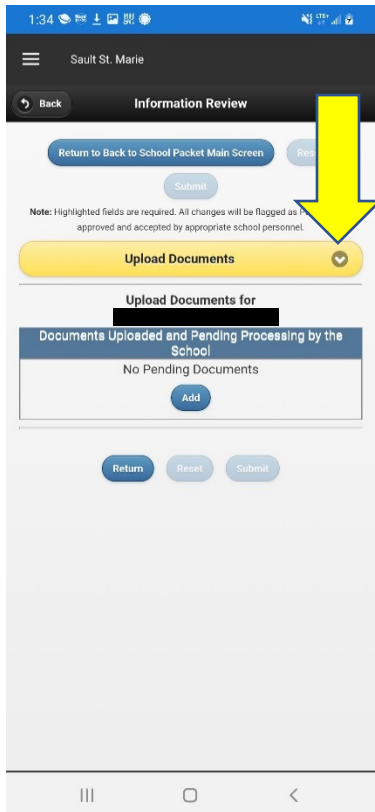
IMPACT AID

How to complete this form in the Parent Portal

Step 4:

Select *Impact Aid*.

If you are using the mobile device app, please select the down arrow in the yellow box and select *Impact Aid*.



IMPACT AID

How to complete this form in the Parent Portal

Step 5:


Please complete the form.

[Return to Back to School Packet Main Screen](#) [Reset](#) [Submit](#) **Information Update for Student** [REDACTED] Note: Highlighted fields are required. All changes will be flagged as Pending until approved and accepted by appropriate school personnel.

Upload Documents

Impact Aid

Title VI Ed 506 Student Eligibility Verification



IMPACT AID 2021-2022

Sault Area Public Schools seeks your cooperation in completing the 2021-2022 Impact Aid Survey form. We use this information to apply for grant funding from the federal government. Please provide the following information as of October 6, 2021.

For your information:

Civilian Employment Information

Please complete this section if the parent/guardian with whom the student resides was employed on federal property *on the survey date* listed above. Listed on page 3 of this form are the names and addresses of local employers with offices on federal property.

If your employer is not listed and you report to work on federal property, please complete all boxes in this section so we can verify the federal property status; please note that a physical property address is required for us to verify the federal status of the property.

Uniformed Services Information

Please complete this section if the parent/guardian with whom the student resides was on active duty in the Uniformed Services of the United States *on the survey date* listed above. Branch of service **and** rank are required information when completing this section. Copies of active duty papers are required unless you are serving in the Coast Guard.

Foreign Military Information

Please complete this section if the parent/guardian with whom the student resides was an accredited foreign government official and a foreign military officer *on the survey date* listed above. All five boxes of information are required when completing this section.

Summary

We are required to obtain this survey form for every student in our district in order to be eligible for federal funds under the Impact Aid Program (Title VII of the Elementary and Secondary Education Act), which provides funding to school districts where federally owned, non-taxable property is located. Tribal property and other federally owned property where parents live and/or work cannot be taxed for school operating millage. Federal funds help compensate for this loss of local tax revenue.

We appreciate your cooperation in completing and submitting this form as soon as possible. Please contact Angela Love at alove@eupschools.org or 906-632-5662 at your convenience, if you have any questions regarding this form.

IMPACT AID


How to complete this form in the Parent Portal



Step 6:

Once you have completed the form, please make sure you *electronically sign* and *date* your form.

Final Steps:

- 1. Please type your name in the box to certify the typed information is accurate and complete as of October 6, 2021.
- 2. Select the completion date.
- 3. Submit completed form.


 Parent Electronic Signature:

 Form Completion Date: 

The Window Into Your Student's Day at School

Step 7:

Once you have signed and dated the form, scroll back up to the top of your screen and click *Submit*.

 ParentConnection


[Return to Back to School Packet Main Screen](#) **Updates Pending** Information Update for Student

Note: Highlighted fields are required. All changes will be flagged as Pending until approved and accepted by appropriate personnel.

Upload Documents

Impact Aid

Title VI Ed 506 Student Eligibility Verification

 **IMPACT AID 2021-2022**

Please complete the Native American 506 Form if your student(s) meet the criteria and if you have not already completed one for your student(s).